



Sauganash Elementary School

State of the School

November 18, 2019

Vision and Mission Statements, Budget, School
Accomplishments and Academic Priorities

“Believe to Achieve.....the Power of a Chief”



Sauganash Elementary School

School Rating:
Level 1+

Accountability Status:
Good Standing

SQRP Rating: 4.8/5

Sauganash School Website:
<http://sauganash.cps.edu>

Sauganash School Twitter:
@SauganashChiefs | @Sauganash_Munns

Sauganash School Sports Website
<http://sauganash-athletics.weebly.com>

Twitter: @SauganashSports
Instagram: SauganashChiefs

Sauganash Administration



Principal: Chris Munns

cdmunns@cps.edu
[@Sauganash_Munns](https://www.instagram.com/Sauganash_Munns)

Assistant Principal: Sean Kennedy

sekennedy@cps.edu
[@SeanKennedy80](https://www.instagram.com/SeanKennedy80)

Local School Council (LSC) Members



Parent Representatives

- Chair: Elaine Fitzgerald
- Marikay Hegarty
- Tom Pikarski
- Chris Schumer
- Christina Tassone
- Vice Chair: Don Zalinski

Community Representatives

- Angie Cantillon
- Liz Piper

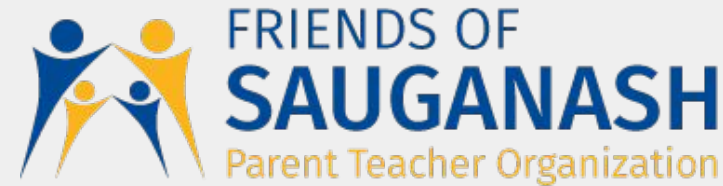
Staff Representatives

- Vicki Kurzydlo
- Mary McKenna
- Lara Oweimrin

PTO Officers



- **President:** Lindsay Stavrakas
- **Vice President of Finance:** Heather Van Zant
- **Vice President of Fundraising:** Erin Alvarez
- **Recording Secretary:** Katrina Ramos
- **Treasurer:** Caroline Giamalva
- **Vice President of Regulations:** Deepak Babu



Mission Statement



The mission of Sauganash School is to provide a high quality educational program that meets the academic needs of our students through an integrated curriculum, differentiated instruction, and the use of technology.

Sauganash School is committed to meeting the academic, social, emotional, and physical needs of our students.

We are dedicated to fostering a positive school climate that enables all students' intellectual growth to maximize their potential and prepare them for college and career path readiness.



CIWP 2018-2020 Priority Goals

1. Shift in Pedagogy - Student Led, Teacher Facilitation
2. Cohesive Teaching & Learning - Horizontally and Vertically
3. Targeted Support - Academic & Social Success (Student Ownership)
4. Continue Professional Development & Professional Learning
5. Inclusive Classrooms, Sharing Diverse Perspectives (Global Citizenship)

NWEA-MAP Results

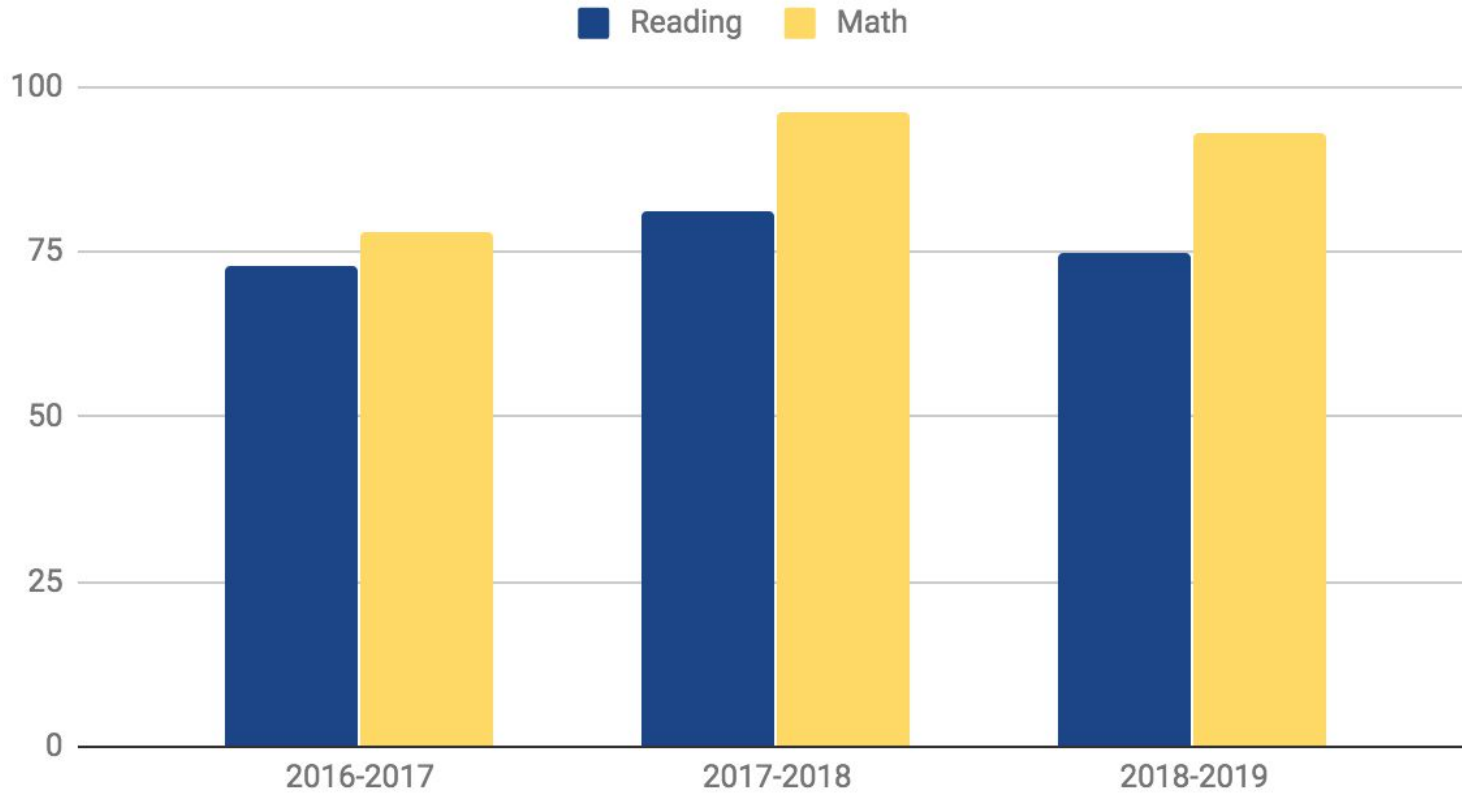


	% of students At or Above National Average Performance		National Growth Percentile		Attendance Rate
	Reading	Math	Reading	Math	
2019	98%	99%	75%	93%	96.2%
2018	98%	99%	81%	96%	96.4%
2017	98%	97%	73%	78%	95.9%
2016	98%	97%	95%	96%	96.1%
2015	99%	99%	93%	79%	96.1%
2014	99%	98%	85%	76%	96.5%
2013	98%	98%	72%	72%	95.6%

NWEA-MAP Growth Results



Reading and Math



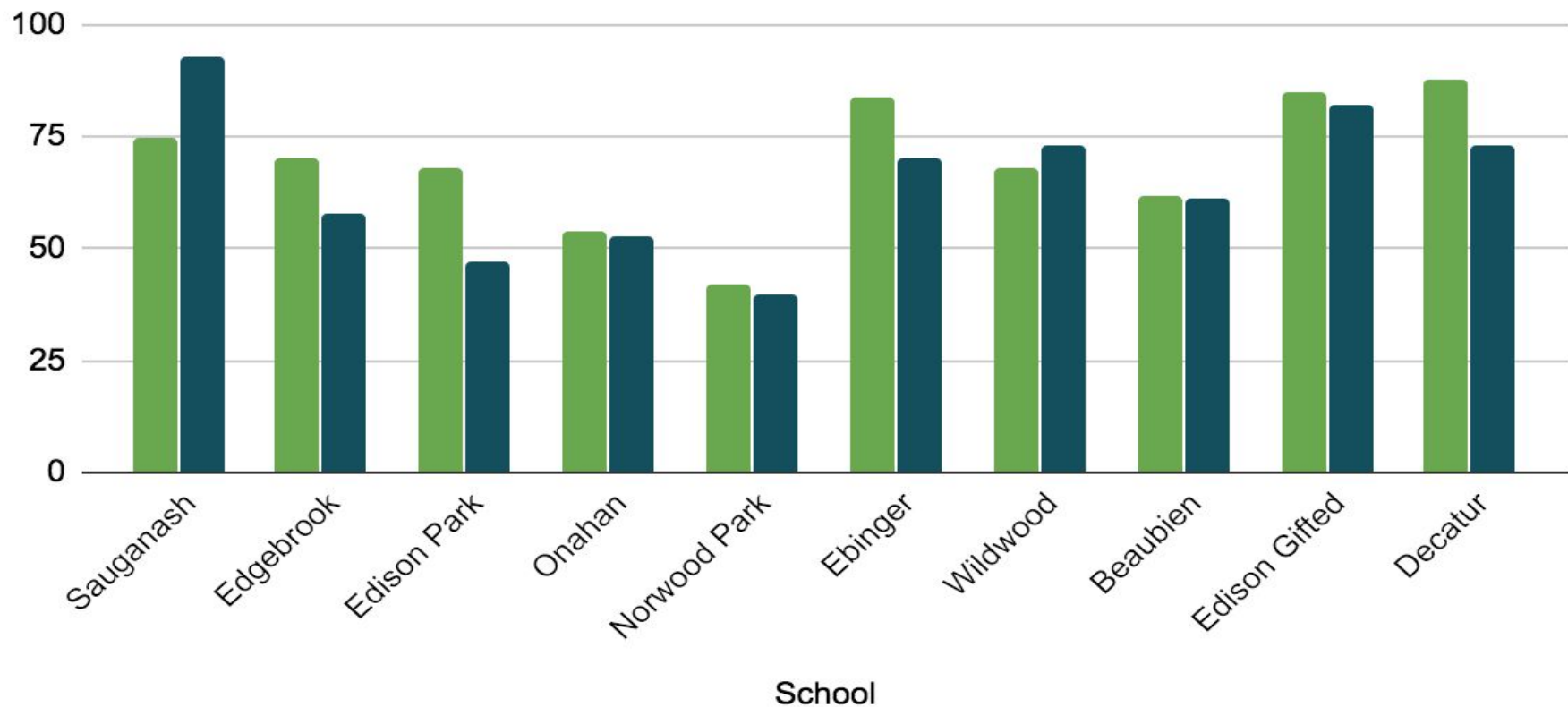
Student Learning Goals



- 2019: % of students Meeting/Exceeding National Growth Norms
 - 2019 = 71.0%**
 - 2018 = 73.7%**
 - 2017 = 68.5%**
- 2019: Diverse Learner priority group scored in the 90th percentile for Reading and 58th for Math, which was an increase of 21% from last year.
- 2019: Hispanic priority group scored in the 70th percentile for Reading and 96th for Math, which was an increase of 38% from last year.
- **CIWP School Goal: Minimum of 70% of students meeting growth target rate → GOAL MET (Reading 75%) (Math 93%)**

Comparing Schools (Reading Growth and Math Growth)

Reading Growth Math Growth



8th grade graduates attending various high schools



- **38% CPS Selective Enrollment Schools** (31% in 2018)
- **8% Charter High Schools** (13% in 2018)
- **5% Suburbs** (Same in 2018)
- **32% Neighborhood High School** (IB & AVID Programs)
 - (29% in 2018)
- **17% Parochial High Schools** (21% in 2018)

REACH Teacher Evaluations



- Observations to meet the minimum requirements
 - PAT teachers: 3 times a year
 - Non-PAT teachers: 2 times a year
- Continue to increase co-teaching observations
- Teacher REACH performances take on average 3 hours
- Sauganash School Administration continues to complete all required observations.

Administration's Goals:

1. Teacher goal setting to improve teaching practice & planning
2. Coaching Teachers in their Performance – through observations & professional development
3. Teacher Self Reflection is discussed in the post conference - teacher to teacher mentorship

CPS Budget Allocation

Sauganash Budget

CPS Education Board Funded Positions



	Positions
Principal	1.0
Counselor	1.0
Clerk	1.0
Special Education Teachers	5.0
Special Ed Classroom Aides	5.0
Bilingual	0.5
3rd Grade T.A. (Second Semester)	2.0

	Positions
Lunchroom	3.0
Security Guard	1.0
Engineer	1.0
Custodial Staff	3.0
Related Service (Nurse, OT, PT, SP, SW, Psychologist)	7.0

Internal Accounts

8.9%

Bilingual Funds

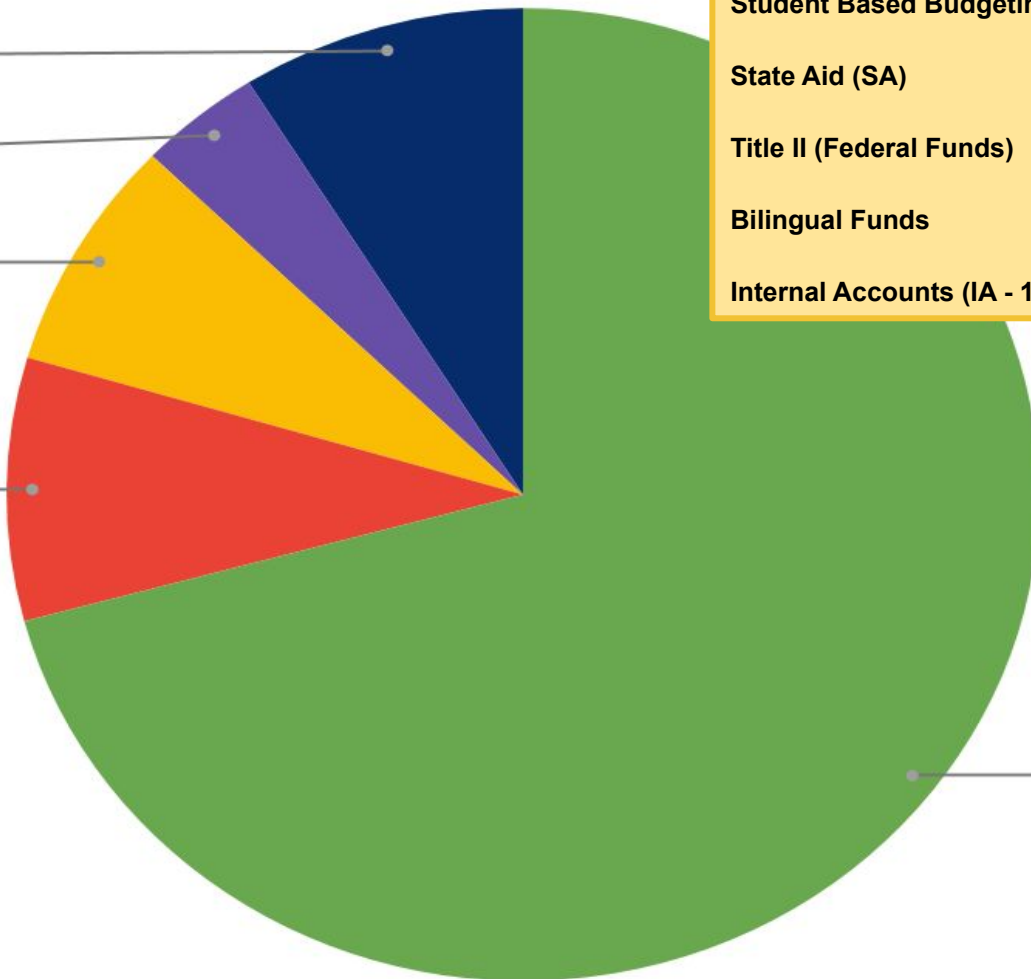
3.8%

Title II (Federal

7.7%

State Aid (SA)

8.7%



Student Based Budgeting (SBB - 115) \$1,188,547

State Aid (SA) \$146,652

Title II (Federal Funds) \$129,448

Bilingual Funds \$64,270

Internal Accounts (IA - 124) \$149,611

Student Based

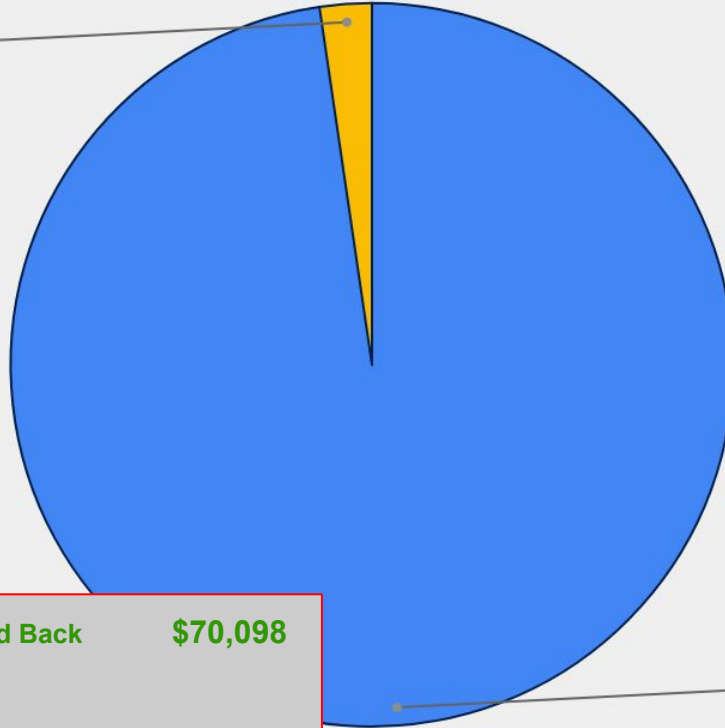
70.8%

Sauganash School: Budget



FY 20 Sauganash School Budget

Non-Personnel
2.3%



Personnel = \$1,639,529
Non-Personnel = \$38,999

Personnel Funds Received Back **\$70,098**
(After 20th School Day)

Funds Held due to CTU negotiations **\$64,946**

Personnel
97.7%



Thank you for being here!

Sauganash School website: www.sauganash.edu

Sauganash School Athletics: sauganash-athletics.weebly.com

Sauganash PTO website: friendsosauganash.org

If you have not been receiving my emails
text on your cell phone: CHIEF to 22828

If you have a Twitter account please follow me

Twitter: @Sauganash_Munns | @SauganashChiefs | @SeanKennedy80

Athletics: @SauganashSports

Technology: @sauganash_tech

Lots of teachers use Twitter to post happenings in their classes